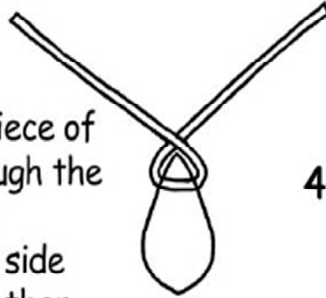


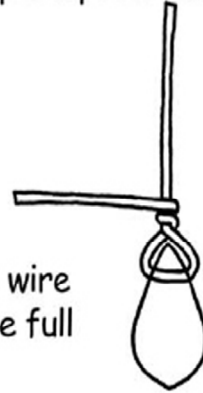
briolette wrap

This technique shows how to wrap a teardrop-shaped bead.

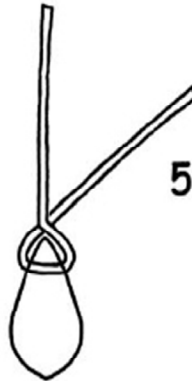
1. Put a 6" piece of wire through the briolette. Cross one side over the other.



4. Wrap the wire around one full rotation.



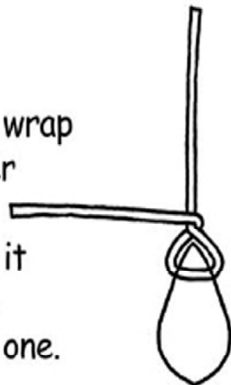
2. Use chain-nose pliers to bend one wire so that it points straight up from the tip of the briolette.



5. Use wire cutters to clip off the excess from the wrapped wire.



3. Begin to wrap the other wire by crossing it over the straight one.



6. Make a wire-wrapped loop with the remaining wire. (*for wire-wrapped loop instructions, visit www.beadworksboston.com)

